



**MINISTRY OF EDUCATION  
PRIMARY ENGAGEMENT PROGRAMME  
GRADE ONE - TERM 2  
SUBJECT: LITERACY  
WEEK – 2 LESSON 1**

**Name:** \_\_\_\_\_ **Date:** \_\_\_\_\_

**PHONICS**

**TOPIC:** Long vowel 'e' (ea says ē)

**FACT/ TIP:** Every letter makes a sound.

When two vowels come together the first one says its' name.



**PRACTICE EXAMPLE:** ea says /ē/ as in eagle

**ON YOUR OWN**

Say the name of the picture and write the letters that make the long 'e' sound.



leaf

\_\_\_\_\_  
\_\_\_\_\_



beach

\_\_\_\_\_  
\_\_\_\_\_



pea

\_\_\_\_\_  
\_\_\_\_\_

## READING

Read the sentence stories below.

1. The leaf is green.
2. Sam loves to eat green peas.
3. We are going to the beach.

## VOCABULARY

**TOPIC: Visual Discrimination**

**FACTS/TIPS:** We can tell how alike or different objects are by looking at them.



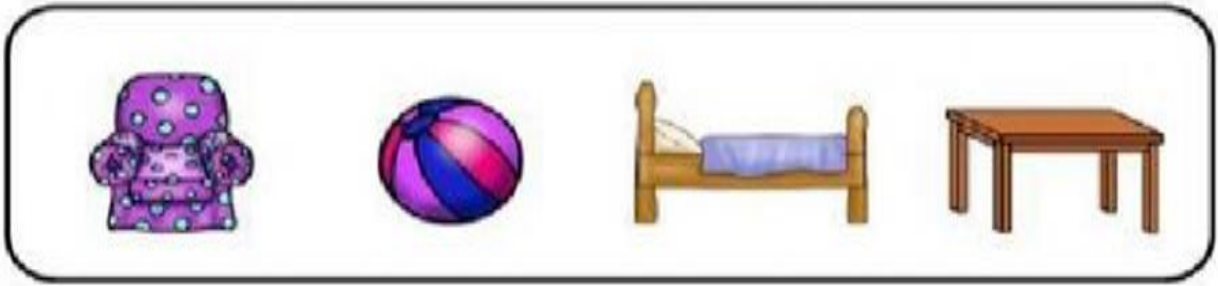
**PRACTICE EXAMPLE:**

Put **X** on the one that does not belong to the group.



## ON YOUR OWN

Look at the pictures. Put **X** on the one that does not belong to the group.



**HOMEWORK:**

**Colour the pictures which contain the long 'e' sound.**

